



# MODEL ESHX-V-4 EQUIPMENT SCREEN 4" Deep, Sightproof Horizontal Blade

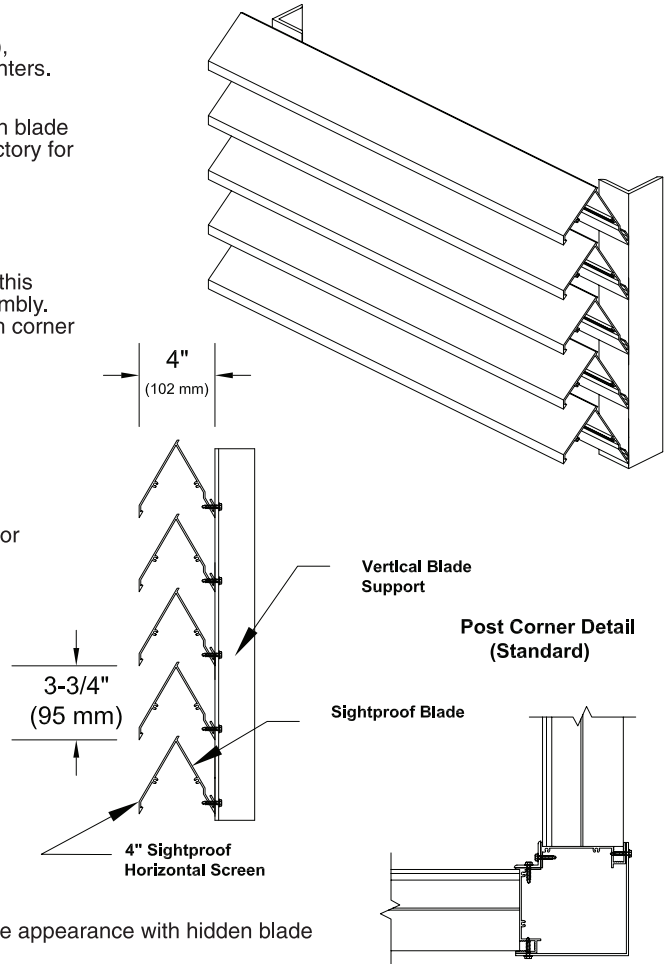
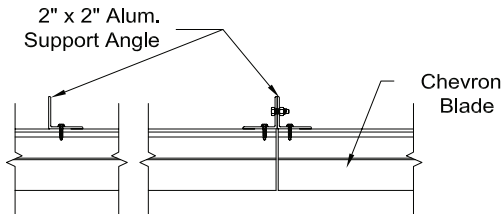
## Standard Construction:

- Blades: .081" (2.1 mm) extruded aluminum (6063-T5), 4" (102 mm) deep and 3-3/4" (95 mm) on centers.
- Blade Angle: 60°
- Support: Standard 2" x 2" (51 mm x 51 mm) angle with blade brace on 60" (1524 mm) centers. Consult factory for excessive wind loads.
- Corners: Post (Box) Corners Standard
- Finish: Mill
- Maximum Size: 120" w x 84" h (3048 mm x 2134 mm) factory assembled sections. Screens which exceed this size will be shipped in sections for field assembly. Screens will be shipped in straight sides with corner assembly in the field.

## Options:

- Corners: Mitered
- Finish: Prime Coat
- Baked Enamel
- Kynar
- Powder Coat
- Anodize – Clear or specified color
- Other - \_\_\_\_\_

## Continuous Line Detail



## Features:

- The ESHX-V-4 Equipment Screen gives a very attractive appearance with hidden blade support to prevent sagging and bows.
- The extruded aluminum design allows of a long life, a low maintenance product, and high resistance to corrosion.
- The sightproof blade design produces a large free area to give an optimum airflow to the equipment and prevent the visual sight of it.
- The ESHX-V-4 is an economical way to protect and hide equipment.

## Suggested Specification:

Equipment Screens shall be Model: ESHX-V-4 by NCA Manufacturing. Screens shall be furnished and installed as described in schedules or recommended by NCA Manufacturing. Screens shall be factory assembled except where shipment prohibits. When shipment prohibits, then factory components shall be shipped assembled for field assembly. The design shall incorporate blade supports on 60" centers to prevent blade bow and withstand wind loads of 20 psf (90 mph). Blades shall be a minimum thickness of .081" thick at 60° and spaced 3-3/4" on centers. Corners shall be or post. Screens shall have architectural style look with continuous appearance with sightproof stationary blades. Anchoring system shall be concealed thus not visible from exterior of screen. Screen finish shall be from NCA finish brochure.

Specifications are correct at time of printing. However, as part of our 'continuous improvement program,' we reserve the right to make further improvements without notice.

© March, 2006 NCA Manf. Manufacturing

Project:

Contractor:

Location:

Address:

Architect:

P.O. Number:

Engineer:

Date:

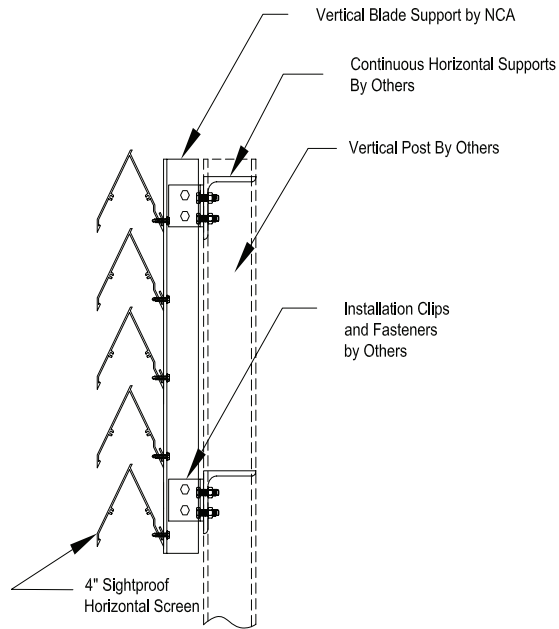
NCA MANUFACTURING, INC. ■ 1036 SOUTH JUPITER ROAD ■ GARLAND, TEXAS 75042 ■ TEL. 972-276-5002 FAX 972-276-6747



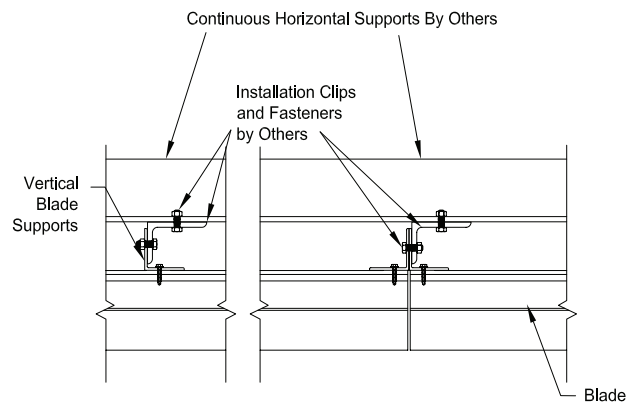
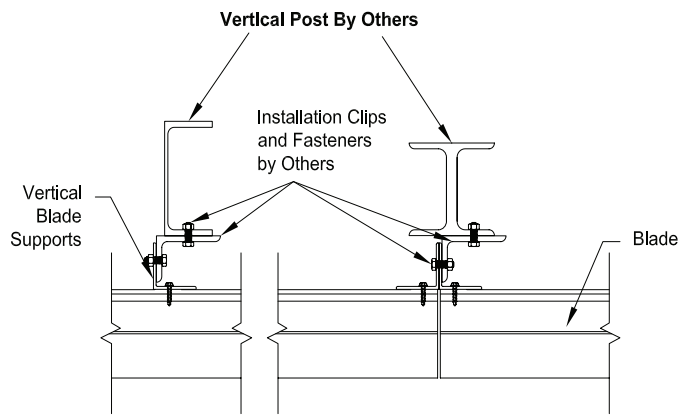


# MODEL ESHX-V-4 EQUIPMENT SCREEN 4" Deep, Sightproof Horizontal Blade

## TYPICAL INSTALLATION DETAILS



ESHX-V-4- 03-06



© March, 2006 NCA Manf. Manufacturing

NCA MANUFACTURING, INC. ■ 1036 SOUTH JUPITER ROAD ■ GARLAND, TEXAS 75042 ■ TEL. 972-276-5002 FAX 972-276-6747

