



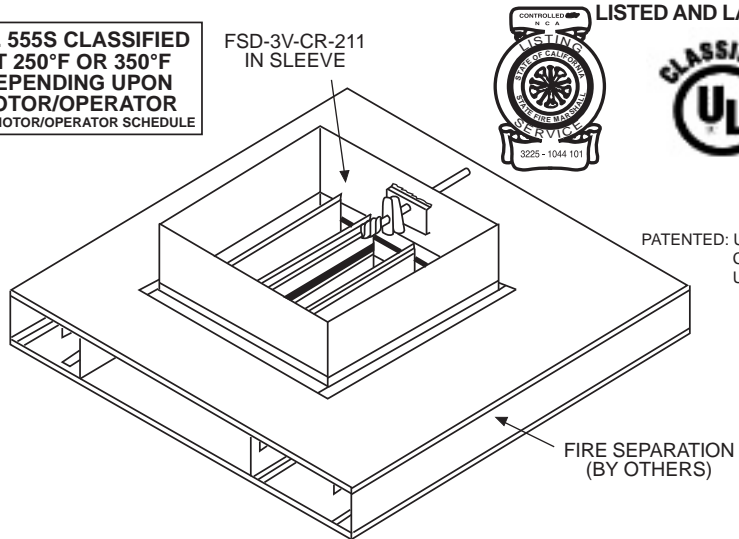
MODEL FSD-3V-CR-211 CORRIDOR DAMPER
U.L. 555 CLASSIFIED 1 HOUR
U.L. 555S CLASSIFIED CLASS 1

Standard Construction:

- Frame:** Roll-formed galvanized steel hat-section with staked corners with integral bracing.
- Blades:** 16 ga. Roll-formed galvanized steel.
Minimum width: 4.250" (108 mm)
Maximum width: 7.250" (184 mm)
- Bearings:** Bronze Oilite, press-fit into frame.
- Axles:** Square, plated steel.
- Seals:** Pressure sensitive 450°F silicone blade edge seals and flexible metal jamb seals.
- Linkage:** Concealed in frame. Linkage bars are 12 ga.
- Sleeve:** 16" x 20 ga. standard. Other gauges and lengths are available.

U.L. 555S CLASSIFIED AT 250°F OR 350°F DEPENDING UPON MOTOR/OPERATOR
*SEE MOTOR/OPERATOR SCHEDULE

FSD-3V-CR-211 IN SLEEVE



LISTED AND LABELLED BY:

Heat Responsive Devices:

- Snap Disk:** 165°F standard, 212°F, 250 F, and 350 F available.
- Finish:** Mill galvanized.
- Sizes:** Minimum Size: 8"w x 6"h (203 mm x 152 mm)
Maximum UL Listed Size: Single Section: 24"w x 24"h (610 mm x 610 mm)

Maximum Velocity: 2000 fpm (10.2 m/s)

Maximum Pressure: 4" wg (1kPa)

- Notes:**
- Sleeved dampers are furnished approx. same size as given duct dimension, unless otherwise noted.

FEATURES

- The FSD-3V-CR-211 series Corridor Dampers have been designed and tested to exceed all U.L., N.F.P.A., U.B.C., and City of Los Angeles requirements for corridor dampers installed in tunnel corridor ceiling constructions.
- U.L. 555 listed and labelled as a 1 hour fire damper.
- U.L. 555S listed and labelled as a Class I rated Smoke Damper. Class I provides for a maximum leakage of 8 cfm per sq. ft. at 4.0 inches static pressure.
- **The snap disk is a reusable/resettable heat response device that can be reset after visual inspection of the damper.** Also available with automatic resettable/override release options: Model STO/R (single thermostat) or Model DTO/R (double thermostat) to provide the fire fighter with complete discretionary control of smoke functions during a fire/smoke emergency. (See STO/R and DTO/R submittal drawings for complete details). Spring return type damper motor controlled by a smoke detector is recommended to provide proper operation in the smoke mode.
- Also available are options EFL (Electric Fusible Link) and PFV (Pneumatic Fusible Valve). These options provide quick and economical ways to check damper operations and also provide a Systematic Closure Control. Option PFV allows damper operation without the need/cost for an E-P valve and electrical connection at the damper.

Suggested Specification

Corridor Dampers shall be Model FSD-3V-CR-211 by NCA Manufacturing. Corridor Dampers shall bear the Underwriters' Laboratories label for "Corridor Damper" and have a minimum 1 hour fire rating and a minimum Class I leakage rating with a maximum leakage of 8.0 cfm per sq. ft. at 4.0 inches static pressure for any size. Linkage shall be of the concealed type for maximum free area.

Manufacturer's Recommendations

All moving parts of the damper must be inspected and cycled at intervals not greater than every twelve months or in accordance with the latest edition of NFPA 80, 90A, 92A, local codes and the actuator manufacturer. In addition, the damper shall be inspected for corrosion. Dry lubricants are recommended.

Specifications are correct at time of printing. However, as part of our 'continuous improvement program,' we reserve the right to make further improvements without notice.

© 2007 NCA Manufacturing

FSD-3V-CR-211 - 09-07

Project:	Contractor:
Location:	Address:
Architect:	P.O. Number:
Engineer:	Date:



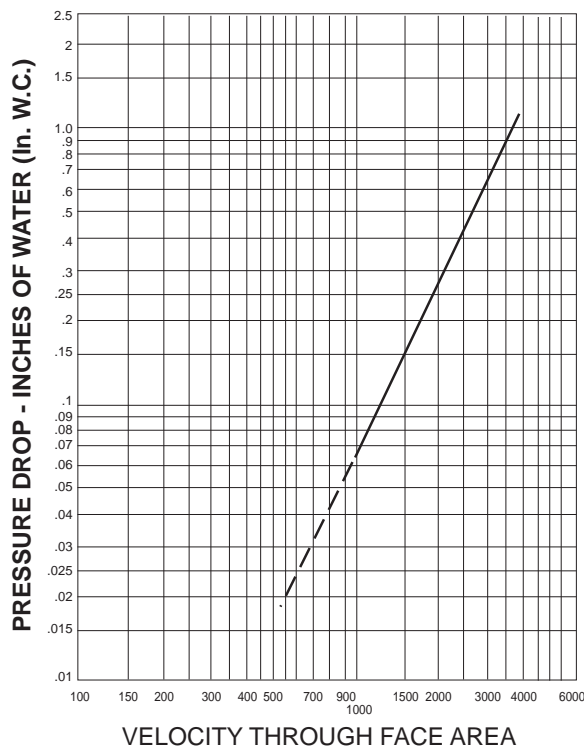
MODEL FSD-3V-CR-211 CORRIDOR DAMPER
U.L. 555 CLASSIFIED 1 HOUR
U.L. 555S CLASSIFIED CLASS 1

© 2007 NCA Manufacturing

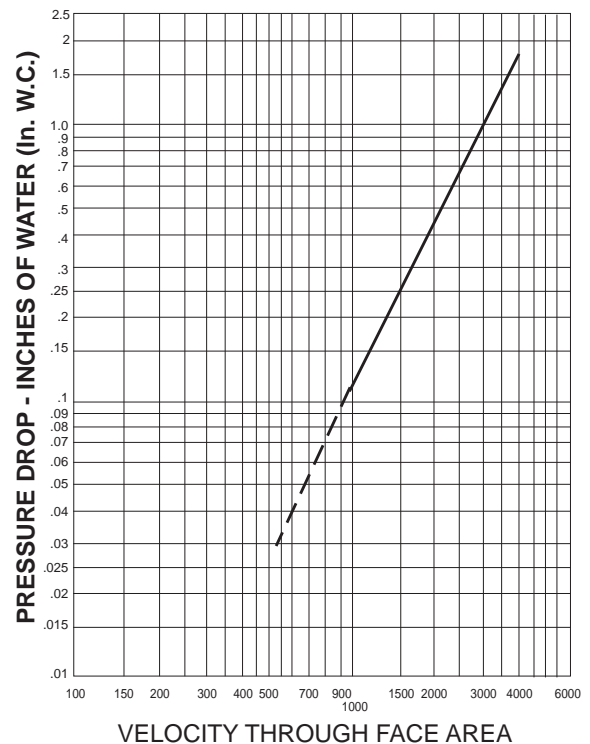
PERFORMANCE DATA

Pressure drop testing was done by an independent laboratory to AMCA Standard 500-D, Fig. 5.3 ductwork upstream & downstream.

DAMPER SIZE 24 x 24



DAMPER SIZE 12 X 12



FSD-3V-CR-211 - 09-07

Suggested Specification

Corridor Dampers shall be Model FSD-3V-CR-211 by NCA Manufacturing. Corridor Dampers shall bear the Underwriters' Laboratories label for "Corridor" dampers and have a minimum 1 hour fire rating and a minimum Class I leakage rating with a maximum leakage of 8.0 cfm per sq. ft. at 4.0 inches static pressure for any size. Linkage shall be of the concealed type for maximum free area.

- The FSD-3V-CR-211 series Corridor Dampers have been designed and tested to exceed all U.L., N.F.P.A., U.B.C., and City of Los Angeles requirements for corridor dampers installed in tunnel corridor ceiling constructions.
- U.L. 555 listed and labelled as a 1 hour fire damper.