

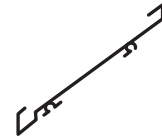


# MODEL XPHD EXTRUDED PENTHOUSE

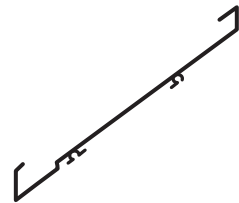
## Standard Construction:

- Available Blade Styles:** XPHD-4 (XAD-4)  
.081 (2.1 mm) extruded aluminum (6063-T5).  
XPHD-6 (XAD-6)  
.081 (2.1 mm) extruded aluminum (6063-T5).  
See specific louver sheets for blade angle, spacing and performance.
- Roof & Post Corners:** .063 formed aluminum.
- Screen:** Bird screen - 3/4" x .051" (19 mm x 1.3 mm) flattened expanded aluminum. In a removable frame on interior of louver.
- Finish:** Mill aluminum.
- Options:**
- Roof Insulation:** 1/2" (12.7 mm) x 2 lbs. density.
- Anticondensate Coating:**
- Screens:** Insect screen - 18"w x 16"h (457 mm x 406 mm) mesh aluminum.  
Other: \_\_\_\_\_
- Finish:** Prime Coat.  
Baked Enamel.  
Clear Anodize - 204-R1 and 215-R1  
Integral Color Anodize  
Kynar 500 Enamel.  
Other: \_\_\_\_\_

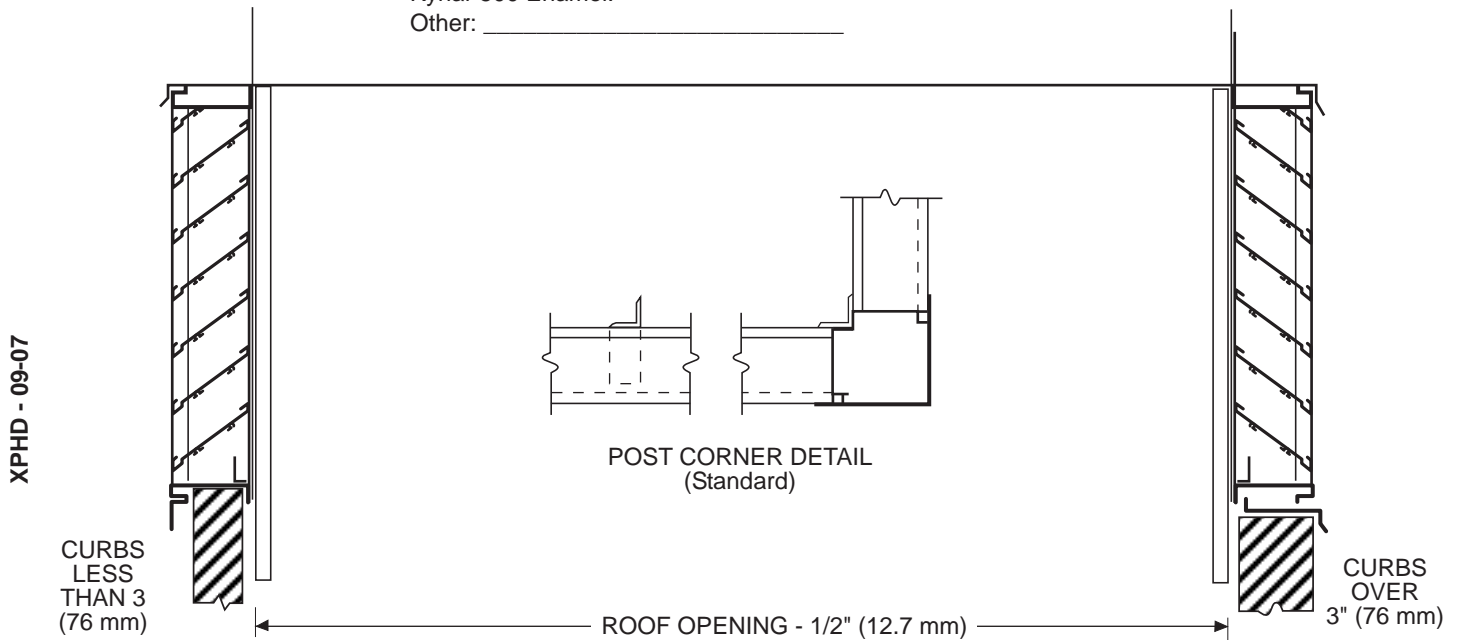
## Available Blade Styles



XPHD-4



XPHD-6



Specifications are correct at time of printing. However, as part of our 'continuous improvement program,' we reserve the right to make further improvements without notice.

© 2007 NCA Manufacturing

Project:  
Location:  
Architect:  
Engineer:

Contractor:  
Address:  
P.O. Number:  
Date: