



*MODEL XPHJ OR Z
EXTRUDED PENTHOUSE*

Standard Construction:

Available Blade Styles: "J" Blade - XPHJ - 4 (XAJ-4)
 "Z" Blade - XPHZ - 4 (XAL-4)
 "Z" Blade - XPHZ-6 (XAL-6)
 .081 (2.1 mm) extruded aluminum (6063-T5).
 See specific louver sheets for blade angle, spacing and performance.

Roof & Post Corners: .063 formed aluminum.
Screen: Bird screen - 3/4" x .051 (19 mm x 1.3 mm) flattened expanded aluminum. In a removable frame on interior of louver.
Finish: Mill aluminum.

Options:

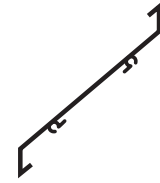
Mitered Corners.

Roof Insulation: 1/2" (12.7 mm) x 2 lbs. density.
 Anticondensate Coating:

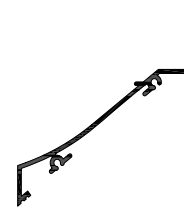
Screens: Insect screen - 18"w x 16"h (457 mm x 406 mm) mesh aluminum.
 Other: _____

Finish: Prime Coat.
 Baked Enamel.
 Clear Anodize - 204-R1 and 215-R1
 Integral Color Anodize
 Kynar 500 Enamel.
 Other: _____


Available Blade Styles



XPHJ-4

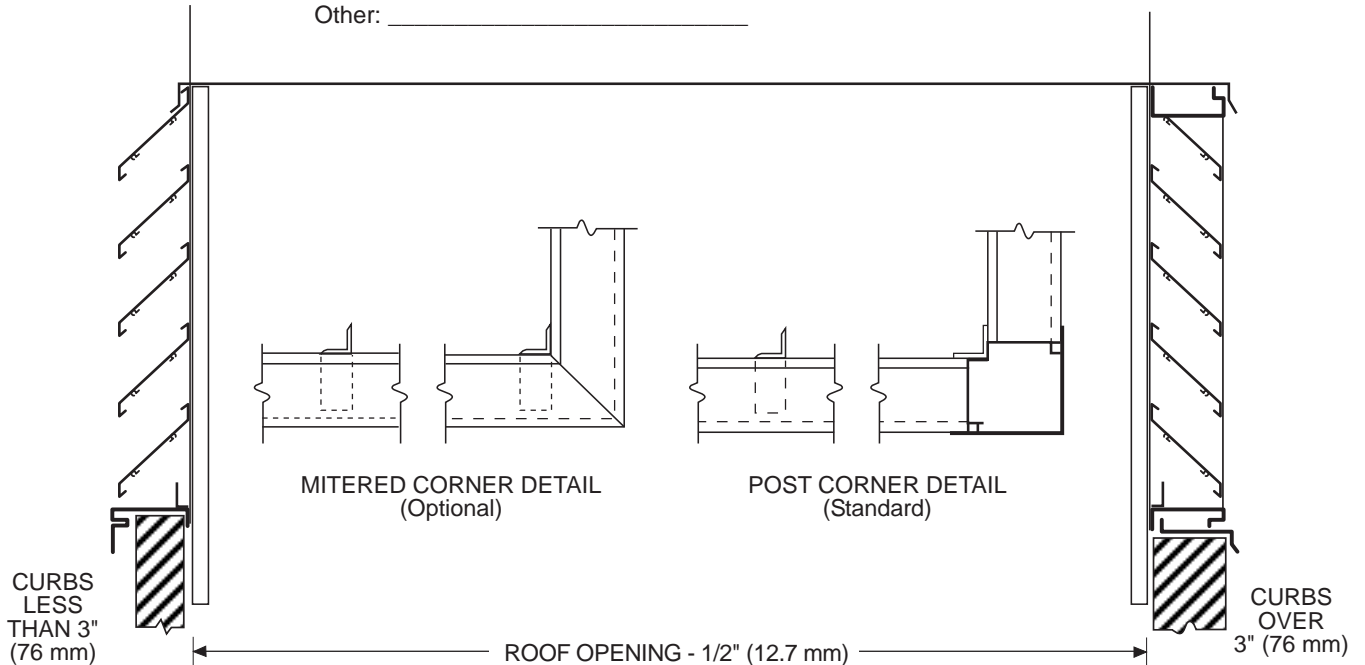


XPHZ-4



XPHZ-6

XPHJ / Z - 09-07



Specifications are correct at time of printing. However, as part of our 'continuous improvement program,' we reserve the right to make further improvements without notice. © 2007 NCA Manufacturing

Project:	Contractor:
Location:	Address:
Architect:	P.O. Number:
Engineer:	Date: