



**MODEL XAL-6  
EXTRUDED ALUMINUM LOUVER  
STRAIGHT J/K BLADE. AMCA LICENSED**

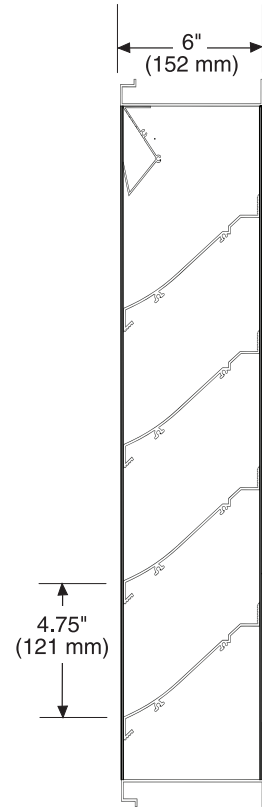


**Standard Construction:**

- Frame: 6" x .081 (152 mm x 2.1mm) extruded aluminum (6063-T5).
- Blades: .081 (2.1 mm) extruded aluminum (6063-T5), approximately 4.75" (121 mm) on centers.
- Blade Angle: 37.5°
- Screen: Bird screen - 3/4" x .050 (19 mm x 12.7 mm) flattened expanded aluminum in a removable frame on interior of louver.
- Finish: Mill aluminum.
- Minimum Size: 8"w x 12"h (203 mm x 305 mm)

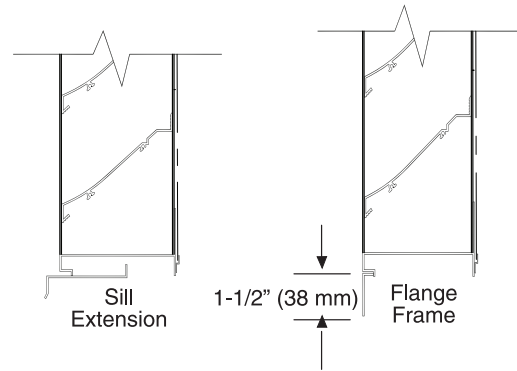
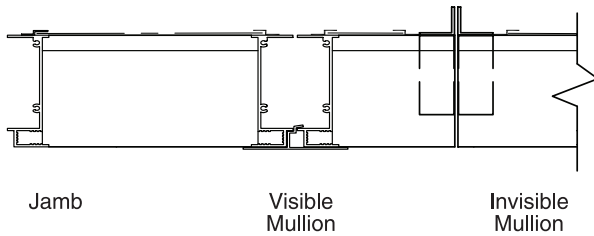
**Options:**

- Screens: Insect screen - 18 x 16 mesh aluminum  
1/2" x .063 (12.7 mm x 1.6 mm) aluminum.  
Other - \_\_\_\_\_
- Finish: Prime Coat  
Baked Enamel  
Clear Anodize - 204-R1 and 215-R1  
Integral Color Anodize  
Kynar 500 Enamel  
Other - \_\_\_\_\_
- Sill Extensions:  
Flange: 1-1/2" (38 mm) (front or rear)
- Notes: Louvers fabricated 1/4" (6.4 mm) under opening size unless otherwise noted.



**Channel Frame**

XAL-6-09-05



Specifications are correct at time of printing. However, as part of our 'continuous improvement program,' we reserve the right to make further improvements without notice.

© AUGUST, 2005 NCA

Project: \_\_\_\_\_ Contractor: \_\_\_\_\_  
 Location: \_\_\_\_\_ Address: \_\_\_\_\_  
 Architect: \_\_\_\_\_ P.O. Number: \_\_\_\_\_  
 Engineer: \_\_\_\_\_ Date: \_\_\_\_\_

NCA MANUFACTURING, INC. ■ 1036 SOUTH JUPITER ROAD ■ GARLAND, TEXAS 75042 ■ TEL. 972-276-5002 FAX 972-276-6747





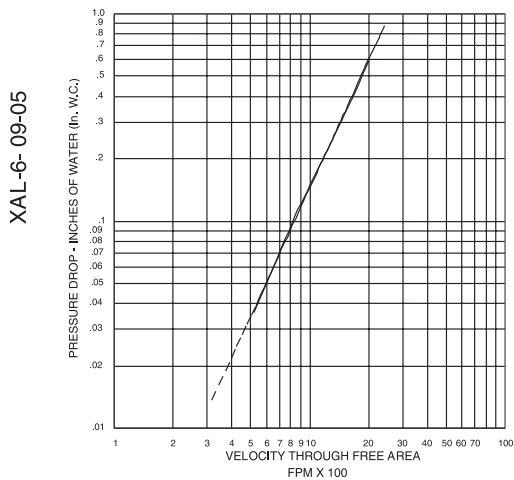
# MODEL XAL-6 EXTRUDED ALUMINUM LOUVER STRAIGHT J/K BLADE. AMCA LICENSED

© SEPTEMBER 2006 NCA

Furnish and install where shown Model XAL-6 louver, manufactured by NCA Manufacturing. Louvers shall be the stationary J/K-Blade type with a frame depth of 6 inches. Frames and blades shall be .081 inches thick 6063-T5 extruded aluminum alloy. Blades shall be located on a 37.5 degree blade angle. Screens shall consist of 3/4" expanded aluminum, with an aluminum frame, mounted to the louver interior, and be removable for cleaning. Louvers shall be finished with Polyurethane Acrylic Enamel, Kynar 500, Anodize or other finishes selected by the architect from NCA standard color charts.

## XAL-6 FREE AREA IN SQ. FT.

		Width - Inches															
		8	12	18	24	30	36	42	48	54	60	66	72	78	84	90	96
Height - Inches	12	0.21	0.35	0.57	0.80	1.02	1.24	1.46	1.68	1.90	2.12	2.34	2.56	2.78	3.00	3.22	3.44
	18	0.38	0.65	1.06	1.47	1.88	2.28	2.69	3.10	3.51	3.92	4.32	4.73	5.14	5.55	5.95	6.36
	24	0.51	0.88	1.43	1.98	2.52	3.07	3.62	4.17	4.72	5.26	5.81	6.36	6.91	7.46	8.00	8.55
	30	0.69	1.19	1.93	2.67	3.41	4.15	4.89	5.63	6.37	7.11	7.85	8.59	9.33	10.08	10.82	11.56
	36	0.87	1.50	2.43	3.36	4.30	5.23	6.16	7.10	8.03	8.96	9.89	10.83	11.76	12.69	13.63	14.56
	42	1.04	1.78	2.89	4.00	5.11	6.22	7.33	8.44	9.55	10.66	11.77	12.88	13.99	15.10	16.21	17.32
	48	1.16	1.99	3.23	4.46	5.70	6.94	8.18	9.42	10.66	11.90	13.14	14.37	15.61	16.85	18.09	19.33
	54	1.23	2.11	3.42	4.73	6.04	7.36	8.67	9.98	11.29	12.61	13.92	15.23	16.55	17.86	19.17	20.48
	60	1.41	2.41	3.92	5.43	6.93	8.44	9.94	11.45	12.95	14.46	15.96	17.47	18.97	20.48	21.98	23.49
	66	1.57	2.68	4.35	6.02	7.70	9.37	11.04	12.71	14.38	16.05	17.72	19.40	21.07	22.74	24.41	26.08
	72	1.72	2.94	4.77	6.61	8.44	10.27	12.10	13.94	15.77	17.60	19.43	21.27	23.10	24.93	26.76	28.60
	78	1.90	3.25	5.27	7.30	9.32	11.35	13.37	15.40	17.43	19.45	21.48	23.50	25.53	27.55	29.58	31.60
	84	2.08	3.56	5.78	7.99	10.21	12.43	14.65	16.86	19.08	21.30	23.52	25.73	27.95	30.17	32.39	34.61
	90	2.23	3.81	6.18	8.55	10.93	13.30	15.68	18.05	20.42	22.80	25.17	27.54	29.92	32.29	34.66	37.04
	96	2.39	4.08	6.63	9.17	11.72	14.26	16.81	19.35	21.90	24.44	26.99	29.53	32.08	34.63	37.17	39.72

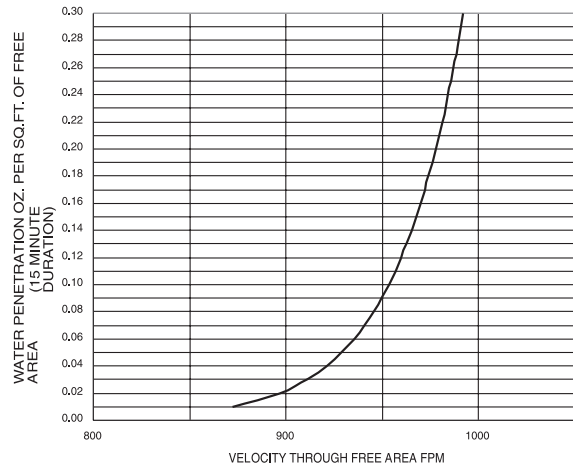


PRESSURE DROP  
INTAKE

Pressure Drop Data applies to test unit size 48" x 48".  
Pressure Drop Data does not include the effects of birdscreen.

NCA Manufacturing, Inc. certifies that the Model XAL-6 louver shown herein is licensed to bear the AMCA seal. The ratings shown are based on tests and procedures performed in accordance with AMCA Publication 511 and comply with the requirements of the AMCA Certified Ratings program.

The AMCA Certified Ratings Seal applies to air performance ratings and water penetration ratings only.



Water Penetration

Water Penetration Data applies to test unit size 48" x 48" only. Beginning of Water Penetration is 872 FPM.

Performance shown is at standard air density 0.075 lbs./ft<sup>3</sup>.

September 2005

